

010w

IPEDS Student Financial Aid Component Overview Public Academic Reporters

Welcome to the Student Financial Aid (SFA) component. The purpose of the SFA component is to collect information about financial aid provided to various groups of undergraduate students and military/veteran educational benefits for all students at your institution.

Changes to This Year's SFA Component

There were no changes implemented for the 2016-17 data collection period.

Data Reporting Reminders

Undergraduate Student Groups

You will be asked to report information for different groups of students.

Group 1:

Group 2:

Group 3:

Group 4:

Interactive Edits and Error Messages

SFA contains interactive edits that will check for blank fields, invalid values, or values that fall outside ranges. Some error messages will require you to confirm or explain the values that you entered. Some messages are fatal and will require you to contact the IPEDS Help Desk at 1-877-225-2568 for resolution.

Context Boxes

You will find optional text boxes throughout SFA. Context boxes allow you to provide more information about the data you enter. Some of these context boxes may be made available to the public on College Navigator, so make sure that the information you enter can be understood easily by students, parents, and the general public.

Resources

To download the survey materials for this component: [Survey Materials](#)


To access your prior year data submission for this component: [Reported Data](#)

Section 1: Part A

Part A - Establish Your Groups

Part A establishes the number of students in various groups. Note that the numbers on this screen will be carried forward to other parts of the Student Financial Aid component.

In the fields below, report the number of students in each of the following groups.

		 Fall 2015	YOUR PRIOR YEAR DATA Fall 2014
01	Group 1 All <u>undergraduate</u> students	11,243	10,453
02	Group 2 Of those in Group 1, those who are <u>full-time</u> , <u>first-time</u> degree/certificate-seeking	1,021	1,057
02a	Of those in Group 2, those who were awarded any <u>Federal Work Study</u> , <u>loans to students</u> , or grant or scholarship aid from the federal government, state/local government, the institution, or other sources known to the institution	933	960
02b	Of those in Group 2, those who were awarded any loans to students or grant or		

Section 1: Part B

Part B - Enter Information About Group 1

Part B includes information about Group 1. Group 1 students are ALL undergraduate students (including first-time students) enrolled in Fall 2015.

For this part, report:

For These Students

The Following Type(s) of Aid

Awarded in This Period



Section 1: Part C, Page 2

Part C, Page 2 - Enter Information about Group 2

Part C includes financial aid information about Group 2. Group 2 students are all full-time, first-time degree/certificate-seeking undergraduate students enrolled in Fall 2015.

For this part, report:

For These Students	The Following Type(s) of Aid	Awarded in This Period
<ul style="list-style-type: none">• Full-time, first-time degree/certificate-seeking		

Section 1: Cost of Attendance

Cost of attendance for full-time, first-time undergraduate students:

Please enter the amounts requested below. These data will be made available to the public on College Navigator. If your institution participates in any Title IV programs (Pell, Stafford, etc.), you must complete all information. **Estimates of expenses for books and supplies, room and board, and other expenses are those from the Cost of Attendance report used by the financial aid office in determining financial need. Please talk to your financial aid office to get these numbers, to ensure that you are reporting correctly.**

These numbers are carried forward from Institutional Characteristics and should only be changed if an error was made in the reporting.


Charges for full academic year	2013-14	2014-15	2015-16
--------------------------------	---------	---------	---------

Published tuition and required fees:

	2013-14	2014-15	2015-16
<u>In-district</u>			
Tuition	<input type="text" value="6,482"/>	<input type="text" value="6,482"/>	<input type="text" value="6,535"/>
Required fees	<input type="text" value="1,272"/>	<input type="text" value="1,292"/>	<input type="text" value="1,302"/>
Tuition + fees total	7,754	7,774	7,837
<u>In-state</u>			
Tuition	<input type="text" value="6,482"/>	<input type="text" value="6,482"/>	<input type="text" value="6,535"/>
Required fees	<input type="text" value="1,272"/>	<input type="text" value="1,292"/>	<input type="text" value="1,302"/>
Tuition + fees total	7,754	7,774	7,837
<u>Out-of-state</u>			
Tuition	<input type="text" value="16,680"/>	<input type="text" value="16,930"/>	<input type="text" value="17,064"/>
Required fees	<input type="text" value="1,272"/>	<input type="text" value=""/>	
?			
?			

Section 1: Part D

03	Average grant or scholarship aid from the federal government, state/local government, or the institution awarded to Group 3 students (calculated value). This value is calculated using the following formula: [D02/A03]	5,405	6,600	6,064
----	---	-------	-------	-------

 The notes below provide context for the data you've reported above and may be posted on the College Navigator website. Choose one option that best explains your data or choose "Non-applicable" if you do not wish to provide context notes. If none of the options provided explains your institution's data, then choose "Other" and write your own context notes. Notes should be written to be understood by students and parents. For example, institutions may report here other sources of private aid not included in the categories listed.

Non-applicable

Section 1: Part E

Part E – Enter Information about Group 4


Part E includes financial aid information about Group 4. Group 4 students are all full-time, first-time degree/certificate-seeking undergraduate students enrolled in Fall 2015 who paid the in-state or in-district tuition rate and were awarded any Title IV federal student aid, including federal grants or federal student loans. The information you report in this part will be used in Part G to calculate average institutional net price by income level.

For this part, report:

For These Students	The Following Type(s) of Aid	Awarded in This Period
<ul style="list-style-type: none"> Full-time, first-time degree/certificate-seeking undergraduate students enrolled in Fall 2015 who paid the in-state or in-district tuition rate and were awarded any Title IV federal student aid 	<ul style="list-style-type: none"> Grant or scholarship aid from: <ul style="list-style-type: none"> CFederal government Cstate/local government Cinstitution Do <u>not</u> include: <ul style="list-style-type: none"> Cgrant or scholarship aid from private or other sources Cloan amounts CFederal Work Study amounts 	<ul style="list-style-type: none"> Any time during academic year 2015-16

In the fields below, report the number of Group 4 students with each type of living arrangement and the total amount of grant or scholarship aid from the federal government, state/local government, or the institution awarded to these students by income level.

Information from Part A:		2013-14	2014-15	2015-16
Group 4				
Full-time, first-time degree/certificate-seeking undergraduate students who paid the in-state or in-district tuition rate and were awarded any Title IV federal student aid (This number is carried forward from Part A, Line 04)		645	606	608
01	Report the number of Group 4 students with the following living arrangements:	YOUR PRIOR YEAR DATA 2013-14	YOUR PRIOR YEAR DATA 2014-15	2015-16
	01a <u>On-campus</u>	417	398	403
	01b <u>Off-campus (with family)</u>	138	127	138
	01c <u>Off-campus (not with family)</u>	90	81	67
	01d Unknown (calculated) This value is calculated using the formula: [A04-(E01a+E01b+E01c)]	0	0	0
	Number of students who were awarded any Title IV aid (Group 4)	Of those in Column 1, the number who were awarded any grant or scholarship aid from the following sources: the federal government, state/local government, or the institution	Of those in Column 1, the total amount of grants	





Section 1: Part F

Part F – Net Price Calculation for Group 3

The following net price calculation is based on information that your institution reported in the Institutional Characteristics component and the Student Financial Aid component. For more information about the data your institution reported in the Institutional Characteristics component, please contact your institution's IPEDS Keyholder.

		YOUR PRIOR YEAR DATA	YOUR PRIOR YEAR DATA	2015-16
		2013-14	2014-15	
Components of cost of attendance				
01	Published <u>tuition</u> and <u>required fees</u> (lower of in-district or in-state)	7,754	7,774	7,837
02	<u>Books and supplies</u>	1,180	884	1,180
03	<u>Room and board and other expenses</u> by living arrangement			
	03a <u>On-campus</u>	17,760	14,030	14,654
	03b <u>Off-campus (with family)</u>	8,068	5,202	5,364
	03c <u>Off-campus (not with family)</u>	16,440	14,694	14,766
04	Number of Group 3 students by living arrangement			
	04a <u>On-campus</u>	481	473	463
	04b <u>Off-campus (with family)</u>	170	158	170
	04c <u>Off-campus (not with family)</u>	89	79	69
	04d Unknown	75	37	38
05	Weighted average for room and board and other expenses by living arrangement (excluding unknown values) See instructions for the formula for this calculation	15,375	12,139	12,415
06	Total cost of attendance This value is calculated using the following formula: [F01+F02+F05]	24,309	20,797	21,432
07	Average amount of grant or scholarship aid awarded to Group 3 students from the following sources: the federal government, state/local government, and the institution	5,405	6,600	6,064
08	Average institutional <u>net price</u> for Group 3 students This value is calculated using the following formula: [F06-F07]	18,904	14,197	15,368

Institution: University of Missouri-Kansas City (178402)

User ID: 29C0011


Section 1: Part G

Part G – Net Price Calculation for Group 4

The following net price calculation is based on information that your institution reported in the Institutional Characteristics component and the Student Financial Aid component. For more information about the data your institution reported in the Institutional Characteristics component, please contact your institution's IPEDS Keyholder.

		YOUR PRIOR YEAR DATA	YOUR PRIOR YEAR DATA	2015-16
		2013-14	2014-15	
Components of cost of attendance				
01	Published <u>tuition</u> and <u>required fees</u> (lower of in-district or in-state)	7,754	7,774	7,837
02	<u>Books and supplies</u>	1,180	884	1,180
03	<u>Room and board and other expenses by living arrangement</u>			
	03a <u>On-campus</u>	17,760	14,030	14,654
	03b <u>Off-campus (with family)</u>	8,068	5,202	5,364
	03c <u>Off-campus (not with family)</u>	16,440	14,694	14,766
04	Number of Group 4 students by living arrangement			
	04a <u>On-campus</u>	417	398	403
	04b <u>Off-campus (with family)</u>	138	127	138
	04c <u>Off-campus (not with family)</u>	90	81	67
	04d Unknown	0	0	0
05	Weighted average for room and board and other expenses by living arrangement (excluding unknown values) See instructions for the formula for this calculation	15,502	12,269	12,558
06	Total cost of attendance by income level This value is calculated using the following formula: [G01+G02+G05]	24,436	20,927	21,575
07	Average amount of grant or scholarship aid awarded to Group 4 students from the following sources: the federal government, state/local government, and the institution	5,634	6,509	5,811
	07a \$0-30,000	7,948	9,223	8,032
	07b \$30,001-48,000	7,526	8,264	7,407
	07c \$48,001-75,000	4,579	6,004	6,155
	07d \$75,001-110,000	3,168	3,143	3,292
	07e \$110,001 and more	2,602	2,587	2,938
08	Average institutional <u>net price</u> for Group 4 students This value is calculated using the following formula: [G06-G07]			
	08a \$0-30,000	16,488	11,704	13,543
	08b \$30,001-48,000	16,910	12,663	14,168
	08c \$48,001-75,000	19,857	14,923	15,420
	08d \$75,001-110,000	21,268	17,784	18,283
	08e \$110,001 and more	21,834	18,340	18,637

As required by the Higher Education Opportunity Act of 2008, these amounts will be posted on the U.S. Department of Education's College Navigator website.

 The notes below provide context for the data you've reported above and may be posted on the College Navigator website. Choose one option that best explains your data or choose "Non-applicable" if you do not

wish to provide context notes. If none of the options provided explains your institution's data, then choose "Other" and write your own context notes. Notes should be written to be understood by students and parents. For example, institutions may report here other sources of private aid not included in the categories listed.

Non-applicable

Section 2: Military Servicemembers and Veteran's Benefits

Section 2: Military Servicemembers and Veteran's Benefits

IMPORTANT NOTE: Report for Post-9/11 GI Bill Benefits: July 1, 2015 - June 30, 2016 and Report for Department of Defense Tuition Assistance Program: October 1, 2015 - September 30, 2016

- Report the total number of student recipients and the total dollar amounts for each program.
- Student recipients can also include eligible dependents.
- Consult with your campus certifying official, who may not be in the student financial aid office.
- For Post-9/11 GI Bill Benefits, do not include the matching institutional aid provided through the Yellow Ribbon Program if your school participated.
- Information reported to IPEDS is only what is known to the institution.
- Enter zero (0) if your institution did not have beneficiaries for that student level or program. Please do not leave a cell blank.

Type of benefit/assistance	Number of students receiving benefits/assistance	Total dollar amount of benefits/assistance awarded through the institution	Average dollar amount of benefits/assistance awarded through the institution
Post-9/11 GI Bill			

Prepared by

--

Summary

IPEDS Student Financial Aid (SFA) Survey Summary

IPEDS collects important information regarding your institution. All data reported in IPEDS survey components become available in the IPEDS Data Center and appear as aggregated data in various Department of Education reports. Additionally, some of the reported data appears specifically for your institution through the College Navigator website and is included in your institution's Data Feedback Report (DFR). The purpose of this summary is to provide you an opportunity to view some of the data that, when accepted through the IPEDS quality control process, will appear on the College Navigator website and/or your DFR. College Navigator is updated approximately three months after the data collection period closes and Data Feedback Reports will be available through the Data Center and sent to your institution's CEO in November 2016.

Please review your data for accuracy. If you have questions about the data displayed below after reviewing the data reported on the survey screens, please contact the IPEDS Help Desk at: 1-877-225-2568 or ipedshelp@rti.org.

Total grant aid received by all undergraduate students		\$39,482,027
Number of undergraduate students who received a Pell Grant		3,000
Percentage of FTFT students receiving any financial aid		91%
	Percentage of FTFT students receiving grant aid by type	Average amount of grant aid received by type
Total	82%	\$7,062
Federal Government	36%	\$4,433
Pell	36%	\$4,382
Other Federal	1%	\$1,442
State/Local Government	39%	\$2,061
Institutional	69%	\$4,912
	Percentage of FTFT students receiving loans by type	Average amount of loans received by type
Total	54%	\$6,421
Federal	54%	\$5,606
Non-federal	4%	\$12,435
Average net price for FTFT students who receive grant aid		\$15,368
Average net price for FTFT students who receive Title IV federal student aid		
\$0 – 30,000		

Student Financial Aid

University of Missouri-Kansas City (178402)

Source	Description	Severity	Resolved	Options
--------	-------------	----------	----------	---------

Screen: Part D - Enter Information about Group 3

Screen Entry	The values reported for the number of Group 3 students in 2014-15 and the total amount of aid they were awarded (Part D, line 02) make the average amount of aid awarded to these students outside the expected range of			