

Finance 2009-10 2008-09 Data

Institution: University of Missouri-Kansas City (178402)

User ID: 29C0011

**Finance - Public institutions****Reporting Standard****Please indicate which reporting standards are used to prepare your financial statements:**

GASB (Governmental Accounting Standards Board), using standards of GASB 34 &amp; 35

FASB (Financial Accounting Standards Board)

**Please consult your business officer for the correct response before saving this screen.** Your response to this question will determine the forms you will receive for reporting finance data.

---

**Finance - Public institutions**

**General Information**


**GASB-Reporting Institutions (aligned form)**

To the extent possible, the finance data requested in this report should be provided from your institution's audited General Purpose Financial Statements (GPFS). Please refer to the instructions specific to each screen of the survey for details and references.

**1. Fiscal Year Calendar**


**This report covers financial activities for the 12-month fiscal year:** (The fiscal year reported should be the most recent fiscal year ending before October 1, 2009.)

Beginning: month/year (MMYYYY)

Month: 

You may use the space below to provide context for the data you've reported above.

I n t e r



c o l l e

**Part A - Statement of Net Assets**

**Fiscal Year 2009**

Line no.		Current year amount	Prior year amount
	<u>Current Assets</u>		
01	Total <u>current assets</u>	76,874,890	<b>84,653,159</b>
	<u>Noncurrent Assets</u>		
31	Depreciable <u>capital assets</u> , net of depreciation	291,634,264	<b>249,196,241</b>
04	Other noncurrent assets CV=[A05-A31]	138,883,192	<b>183,238,337</b>
05	Total noncurrent assets	430,517,456	<b>432,434,578</b>
06	Total assets CV		



**Part A - Statement of Net Assets (Page 2)**

**Fiscal Year 2009**

Line No.	Description	Ending balance	Prior year Ending balance
<b>Capital Assets</b>			
21	<u>Land &amp; land improvements</u>	15,522,531	<b>15,673,914</b>
22	<u>Infrastructure</u>	36,876,496	<b>31,868,752</b>
23	<u>Buildings</u>	348,547,071	

**Part B - Revenues and Other Additions**

**Fiscal Year 2009**

Line No.	Source of Funds	Current year amount	Prior year amount
	<b>Operating Revenues</b>		
01	<u>Tuition &amp; fees, after deducting discounts &amp; allowances</u>	109,188,925	<b>103,280,950</b>
	<u>Grants and contracts - operating</u>		
02	Federal operating grants and contracts	23,151,208	<b>24,772,448</b>
03			

**Part B - Revenues and Other Additions**

**Fiscal Year 2009**

Line No.	Source of funds	Current year amount	Prior year amount
	<b><u>Nonoperating Revenues</u></b>		
10	<u>Federal appropriations</u>	<input type="text" value="0"/>	0
11			



**Part B - Revenues and Other Additions**

**Fiscal Year 2009**

Line No.	Source of funds	Current year amount
----------	-----------------	---------------------


**Part C - Expenses and Other Deductions**

**Fiscal Year 2009**

Line No.	Description	1 Total amount	2 <u>Salaries &amp; wages</u>	3 <u>Employee fringe benefits</u>	4 <u>Operation and maintenance of plant</u>	5 <u>Depreciation</u>	6 Interest	7 All other
	<b>Expenses and Deductions</b>							
		<del>15,354,777</del>	<del>9,412,444</del>	<del>2,239,483</del>	<del>6,103,406</del>	<del>7,312,444</del>	<del>1,142,636</del>	<del>15,354,777</del>

You may use the space below to provide context for the data you've reported above.



Line No.	Description	Current year amount	Prior year amount
01	Total revenues & other additions <b>(from B25)</b>	308,020,538	<b>300,664,403</b>
02	Total expenses & deductions <b>(from C19)</b>	319,769,108	<b>305,487,912</b>
03	Change in net assets during year <b>CV=(D01-D02)</b>	 -11,748,570	<b>-4,823,509</b>
04	<u>Net assets</u> beginning of year	376,276,489	<b>381,099,998</b>
05	<u>Adjustments to beginning net assets</u> <b>CV=[D06-(D03+D04)]</b>	0	<b>0</b>
06	Net assets end of year <b>(from A18)</b>	364,527,919	<b>376,276,489</b>

You may use the space below to provide context for the data you've reported above.



**Part H - Details of Endowment Assets**

**Fiscal Year 2009**

**Line**

**Part J - Revenue Data for Bureau of Census**

**Fiscal Year 2009**

Amount

Source and type	Total for all funds and operations (includes endowment funds,
-----------------	--





**Part K - Expenditure Data for Bureau of Census**

**Fiscal Year 2009**

Category	Amount				
	Total for all funds and operations (includes endowment funds, but excludes component units) (1)	Education and general/independent operations (2)	Auxiliary enterprises (3)	Hospitals (4)	Agriculture extension/experiment services (5)
01 Salaries and wages					

**Part L - Debt and Assets, page 1**

**Fiscal Year 2009**

**Debt**

Category

Amount

01 Long-term debt outstanding at beginning of fiscal year

73,905,849

**Part L - Debt and Assets, page 2**

**Fiscal Year 2009**

**Assets**

Category

Amount

07 Total cash and security assets held at end of fiscal year in sinking or debt service funds

318,942

08 Total cash and security assets held at end of fiscal year in bond funds

1,667,338

09 Total cash and security assets held at end of fiscal year in all other funds

149,556,459

**You may use the space below to provide context for the data you've reported above.**



Institution: University of Missouri-Kansas City (178402)

User ID: 29C0011

<b>Explanation Report</b>
---------------------------

Number	Source	Location	Description	Severity	Accepted
<b>Screen: Assets</b>					
1	Row 32 Column 4	Screen Entry	This number should be greater than zero. Please explain.	Explanation	Yes
Reason:	This is a result of overspent unrestricted plant funds in anticipation of the July 2009 bond issue.				
<b>Screen: Part 2</b>					
2	Row 26 Column 3	Screen Entry	This number should be greater than zero. Please explain.	Explanation	Yes
Reason:	This is due to adverse market conditions during an economic downturn.				